

Supplement

Federated Hermes SDG Engagement High Yield Credit Fund

a sub-fund of Federated Hermes Investment
Funds public limited company, an umbrella fund
with segregated liability between sub-funds

Investment Manager – Hermes Investment Management Limited

The date of this Supplement No. 25 is 15 August 2023

This Supplement contains information relating to the Fund. This Supplement forms part of and should be read in conjunction with the prospectus of the Company dated 15 August 2023 as may be amended or updated from time to time (the “Prospectus”).

Investors should refer to the annex to this Supplement regarding the Fund’s environmental and/or social characteristics.

Funds of the Company in existence as at the date of this Supplement are set out in the Global Supplement.

Unless the context requires otherwise, capitalised terms used in this Supplement shall have the meaning attributed to them in the Prospectus.

If you are in any doubt about the contents of this Supplement, you should consult your stockbroker, or other financial adviser.

The Directors of the Company, whose names appear under the heading “Management and Administration” in the Prospectus, accept responsibility for the information contained in the Prospectus and in this Supplement. To the best of the knowledge and belief of the Directors (who have taken all reasonable care to ensure that such is the case) the information contained in this Supplement is in accordance with the facts and does not omit anything likely to affect the import of the information.

Index

Profile of a Typical Investor	1
Investment Objective and Policies	2
Risk Factors.....	7
Dealing Information	8
Share Class Information	9
Capacity Management	10
Initial Offer of Shares.....	10

Profile of a Typical Investor

The Fund may be suitable for investors seeking total return, through a combination of income and capital growth over at least a three to five-year horizon who understand and accept the associated level of risk attached to the Fund. For more information please refer to the section entitled "Risk Factors".

An investment in the Fund should not constitute a substantial portion of an investment portfolio and may not be appropriate for all investors due to investment in Below Investment Grade securities and potential investment in emerging markets. Investors should note that at any point in time the Fund may invest principally in financial derivative instruments ("FDIs"). Potential investors should also be aware that the use of FDIs may increase the volatility of the Fund.

Investment Objective and Policies

Investment Objective

The investment objective of the Fund is to provide total return, through a combination of income and capital growth over a rolling period of any five years, whilst delivering positive societal impact as outlined in further detail in the Investment Strategy below.

Investment Policy

The Fund is an Article 8 fund for the purpose of Regulation (EU) 2019/2088 of the European Parliament and the Council on sustainability-related disclosures in the financial services sector (SFDR). As at the date of this Supplement, 0% of the Fund's investments will be aligned with the environmental objectives under the Taxonomy Regulation. The "do no significant harm" principle applies only to those investments underlying the Fund that take into account the EU criteria for environmentally sustainable economic activities. The investments underlying the remaining portion of the Fund do not take into account the EU criteria for environmentally sustainable economic activities.

The Fund will seek to achieve its objective by investing at least 80% in a diversified portfolio of Below Investment Grade debt securities (as referenced in the Categories of Investments section below) on a global basis. The portfolio will be actively managed where all holdings within the Fund will have both an investment and an engagement thesis. Each holding will also be aligned with at least one of the United Nations Sustainable Development Goals (the "UN SDGs"). The Fund may take long positions and/or generate Synthetic Short Exposure through the use of FDIs.

The Investment Manager will exclude investment in the following companies (based on information available to the Investment Manager on these companies):

- companies that generate over 0% of their revenues from the manufacture of Controversial Weapons or by providing either an essential and/or tailor-made product or service to the manufacturers of Controversial Weapons and companies that generate over 10% of their revenues from production of Conventional Weapons;
- companies that generate over 0% of their revenues from the production of tobacco products and companies that receive over 5% of their revenues from tobacco distribution;
- companies that generate over 10% of their revenues from gambling products; and
- companies that generate over 5% of their revenues from the extraction of unconventional oil sands.

In addition, the Investment Manager excludes companies that are in contravention of the principles of the UN Global Compact.

Investment Strategy

In managing the assets of the Fund, the Investment Manager will seek to identify debt instruments of companies that, in its view, have the potential to meet the Investment Objective

through fundamental analysis (as further outlined below) and deliver positive societal impacts that are aligned with the UN SDGs (as outlined in further detail below).

The Fund will invest at least 80% in a diversified portfolio of Below Investment Grade securities and may use credit spreads (i.e., the difference between the quoted rates of return on two different investments that compensate investors for the relative corporate credit risk of the underlying company being able to repay its debt) via Credit Default Swaps ("CDS") and Credit Default Swaps Indices ("CDSI"). Further detail on the use of CDS and CDSIs can be found in the Methods of Access and Efficient Portfolio Management section. The Investment Manager intends to use an active approach to seek risk-adjusted returns through a thorough analysis of individual Below Investment Grade corporate and/or government issuers which it believes will generate returns.

This fundamental, bottom-up analysis of individual credit will be used to generate returns through anticipated price changes. For example, the Investment Manager will analyse securities of an issuer to seek to identify the extent to which the securities are exposed to credit risk. This will be done with a view to assessing whether the market price of the security in question is, in the Investment Manager's view, reflective of its value (after taking account of the credit risk). At the same time, the Investment Manager will analyse securities to seek to identify whether their market price is reflective of the value of the issuer of the securities (as determined by the fundamental analysis outlined above and when taking market news into account). In addition, the Investment Manager intends to use a wider analysis of general economic conditions, as more particularly described within the "*Market Risk*" section of the Prospectus, for portfolio risk management purposes. The Investment Manager intends to diversify the Fund's portfolio across different geographic regions and industries.

In order to promote environmental or social characteristics under SFDR, the Investment Manager will seek companies that also display the potential to be receptive to and benefit from active corporate engagement that will be aligned to contribute to the UN SDGs. In addition to fundamental financial indicator criteria, engagement criteria that may be used to identify such companies will include, for example, assessment of company management competence, integrity, vision, potential and willingness to enact the changes suggested by the Investment Manager following discussions between the Investment Manager and the company, as well as align with at least one of the UN SDGs. It is anticipated that by identifying solutions to meeting specific UN SDGs, companies will be able to incrementally improve long-term financial returns and resilience by generating higher sales and better productivity by delivering, for example, improved health and educational outcomes for their employees and local community. The Investment Manager's in-house stewardship team and EOS will support both the identification of, and engagement with, suitable companies that meet the criteria outlined above and further below. The percentage of companies in the Fund that are engaged with will always be between 90%-100%. The UN SDGs are as follows; no poverty; zero hunger; good health and well-being; quality education; gender equality; clean water and sanitation; affordable and clean energy; decent work and economic growth; industry, innovation and infrastructure; reduced inequalities; sustainable cities and communities; responsible consumption and production; climate action; life below water; life on land; peace, justice and strong institutions; and partnership for the goals.

As part of the analysis of individual companies set out above, the Investment Manager will also undertake assessment of the Environmental, Social and Governance ("ESG") qualities of the company. ESG includes environmental items (such as the impact on natural resources), social issues (such as human rights) and governance (being the way in which the company is run).

The Investment Manager assesses the ESG characteristics of a company by considering ESG research and scores from a wide variety of sources such as proprietary analysis from EOS at Federated Hermes; third party providers, where available, such as ISS, CDP, MSCI, Sustainalytics and S&P Global Trucost amongst others; and companies' own disclosures. The Investment Manager's approach to ESG integration in its investment analysis draws upon both internal and external sources. The Investment Manager may invest in companies with poor ESG ratings where the company has good potential to improve on its environmental and social characteristics and hence make a contribution, or greater contribution, to the attainment of the UN SDGs as, outlined above, provided that the company can evidence good corporate governance practices.

The Fund's market exposure (which is exposure to the categories of Investments outlined below, and excludes cash held by the Fund) may vary in time and will typically range between 75%-125% for long positions and 0%-40% for short positions of the Net Asset Value of the Fund, depending on the Investment Manager's analysis of the prevailing market conditions and considered in light of the investment objective of the Fund. Short positions employed by the Fund will be via credit derivatives (such as CDS and CDSI or similar FDIs as more particularly described in the "Methods of Access and Efficient Portfolio Management section below"). These ranges are not limits and the actual exposures may from time to time fall outside these estimated ranges.

The Fund is actively managed by the Investment Manager in accordance with the criteria set out in this Supplement and will seek to achieve its objective on an active basis, without reference to a benchmark. The Company shall use the ICE BofA Merrill Lynch Global High Yield Constrained Index for performance comparisons with the Fund on certain marketing materials (e.g. fund fact-sheets, investor reports, shareholder presentations etc), as deemed appropriate. The ICE BofA Merrill Lynch Global HY Constrained Index is designed to track the performance of below-investment grade corporate debt denominated in US Dollars, Canadian Dollars, British Pounds and Euros that are publicly issued in the major US or Eurobond markets. The weighting of index constituents is limited to a maximum 2%. As at the date of this Supplement, the Investment Manager has determined that this benchmark may be used for such purposes. For the avoidance of doubt the Fund's objective is not to track the performance of an index or benchmark and the Index is not aligned with the environmental or social characteristics promoted by the Fund. The Fund does not charge any performance fees and, accordingly, no fees are paid to the Investment Manager on the basis of outperformance of an index or benchmark.

Categories of Investments

With the exception of permitted investments in unlisted securities, Eligible Collective Investment Schemes ("CIS"), FDIs, money market instruments, cash and cash equivalents, Investments of the Fund will be listed or traded on Regulated Markets worldwide. Investments of the Fund may be denominated in the base currency or in other currencies.

Debt: The Fund may invest in debt and/or debt-related securities. Such securities may include, but are not limited to, bonds (that may be issued by corporations domiciled in, or that derive a large proportion of their income from, global markets, and/or public institutions and that may be fixed and/or floating rate securities, rated and/or unrated securities, Investment Grade securities and/or Below Investment Grade securities, Convertible Debt Securities, Asset-Backed Securities, Amortising Bonds and/or Defaulted Bonds) and money market instruments (including secured commercial bank loans that constitute money market instruments, bills of exchange,

call accounts, notice accounts, certificates of deposit, commercial paper, asset-backed commercial paper, floating rate notes and short-term Asset-Backed Securities). Any of the debt and/or debt-related Investments of the Fund (as noted above) may be unleveraged and/or leveraged. Investment in or exposure to such securities will be on a long or short basis.

Eligible CIS: The Fund may acquire units/shares of appropriate Eligible CIS (up to 10% of the Fund's Net Asset Value), including exchange-traded funds and other sub-funds of the Company, where such Eligible CIS satisfy the requirements of the Central Bank. Investment in or exposure to such schemes will be on a long or short basis.

Equity: The Fund will not actively seek exposure to equities, however the Fund may invest in or hold preferred stock, preference shares and/or Depositary Receipts (investing in small, medium and/or large cap) issued by companies domiciled in, or that derive a large proportion of their income from, global markets. The Fund could acquire equities as a result of an issuer's compulsory conversion of its debt instruments into equity or the Fund could decide to convert Convertible Debt Securities into equities where the conversion is expected to provide additional value. Investment in or exposure to such securities will be on a long-only basis.

Methods of Access and Efficient Portfolio Management

FDIs: Defined as investments which are based on and priced according to the value of the underlying assets. The Fund may utilise FDIs, such as Futures, Forward Currency Exchange Contracts, Options (such as credit/index Options (to include CDSI), equity index Options and Options on CDS and equity Options) and for direct investment and/or efficient portfolio management purposes.

The Fund may also enter Swaps such as currency Swaps for currency hedging purposes and Credit Default Swaps.

FDIs will be used for purposes such as assisting cash flow management, for cost effectiveness and for gaining or hedging exposure to certain markets and securities, such as the bonds described in the preceding section, in a quicker and/or more efficient manner. These FDIs may be dealt in on an exchange traded or OTC basis. Please see the section headed "Investment in FDIs and Efficient Portfolio Management" in the Prospectus for more information.

The Fund may invest up to 50% of the portfolio in CDS for direct investment (i.e., to seek to protect the Fund in the event of a default of the issuers of bonds in which the Fund invests or to speculate on changes in CDS spreads of specific issuers or market indices that compromise a basket of issuers of bond instruments) and/or efficient portfolio management purposes. CDS have several benefits compared to investing in cash bonds. CDS do not have interest rate risk and the Fund only gains exposure to the credit spread of the underlying issuer when it invests via CDS. This differs from a corporate bond which provides exposure to both the credit spread and interest rate risk. The Fund can choose which maturity date the CDS is most attractive while cash bonds offer less flexibility on maturity dates. CDS can also provide a more liquid way to access the credit risk of the issuer. CDSI provide access to the credit spread component of the market without the interest rate risk and are extremely liquid.

Financial Indices: In pursuance of its investment objective and with a view to managing exposure to credit events which may affect securities in its portfolio, the Fund may also invest in financial indices. These financial indices may deliver a variety of credit exposures and will meet the requirements of the Central Bank for financial indices. . Investment in such financial indices will enable the Fund to obtain exposure to credit in a cost-effective manner and on a

diversified basis (rather than, for example, separately acquiring individual components of a financial index). Exposure delivered may be long exposure, Leveraged Exposure, Inverse Exposure, Inverse Leveraged Exposure or Synthetic Short Exposure. Financial indices may give exposure to, for example, fixed income instruments or CDS. These exposures may be achieved through vanilla indices and/or strategy indices. Strategy indices may typically involve algorithms which may be proprietary to the index sponsor. Any indices to which exposure is achieved will be in line with the investment strategy of the Fund. If utilised, details of the financial indices in which the Fund invests and/or gains exposure to will be found via [Federated Hermes / Financial Indices](#).

The Fund may, subject to the conditions and within the limits laid down by the Central Bank, employ techniques and instruments relating to transferable securities, invest in and/or gain exposure to financial indices, cash and/or invest in money market collective investment schemes for efficient portfolio management purposes.

For the avoidance of doubt, the Fund does not enter into any repurchase and reverse repurchase agreements and/or engage in stock lending.

Cash Management

The Fund's use of FDIs may result in it holding a portion of its Net Asset Value in cash or collateral holdings and in such circumstances the Fund may seek to implement an effective cash management policy. In pursuit of this policy the Fund may invest in collective investment schemes and money market instruments (such as short-dated government-backed securities, floating-rate notes, commercial paper, certificates of deposit, call accounts, treasury bills and treasury notes) and FDIs (of the type noted above).

Leverage and Global Exposure

The Fund may be leveraged up to 100% of its Net Asset Value. That is, the total exposure (defined as the NAV of the Fund and its global exposure) associated with the Investments of the Fund, including investments in FDIs, may amount to 200% of the Net Asset Value of the Fund. The Fund's global exposure will be calculated using the commitment approach.

Currency Hedging Policy

The Fund may enter into transactions for the purposes of hedging the currency exposure in accordance with the sections entitled "Hedging at Portfolio Level" and "Hedging at Share Class Level against Base Currency" in the Prospectus.

Risk Factors

Potential investors and Shareholders are referred to the section of the Prospectus entitled "Risk Factors". Regard should be had to the risks outlined under the heading "General Risk Factors" as each of these risk factors will be relevant in the context of an investment in the Fund.

In addition, investors should specifically refer to the following risks which appear under the heading "Fund Specific Risk Factors", as these relate to risks arising as a result of the Fund's Investments and/or portfolio management techniques:

Risk	Prospectus page reference
Sustainability Risk	27
Bonds Risk	31
Collateral Reinvestment Risk	33
Contingent Convertible Securities Risk	33
Credit Default Swaps Risk	34
Emerging Markets Risk	35
Forward Currency Exchange Contracts Risk	39
Futures Risk	40
Loans Investment Risk	40
Swaps Risk	45

Dealing Information

Dealing Deadline	9.30 am (Irish time) on the relevant Dealing Day.
Valuation	The Valuation Point will be close of business in the relevant market on each Dealing Day provided that if any of the relevant markets are not open on a Dealing Day, the value of the relevant Investments at the close of business on the previous Dealing Day shall be used. The value of instruments or securities which are quoted, listed or dealt in on a Regulated Market shall (save in certain specific cases) be the last traded price on such Regulated Market as at the Valuation Point, or the closing mid-market price when no last traded price is available.
Income Equalisation	The Fund operates Income Equalisation as disclosed in the Prospectus.
Timing of Payment for Subscriptions	Payment must be received by the Administrator by close of business on the third business day following the applicable Dealing Day.
Timing of Payment for Redemptions	Redemption proceeds will be paid on the third Business Day following the relevant Dealing Day.
Administrator's Fee	Up to 0.05% of the Net Asset Value of the Fund accrued and calculated daily and payable monthly in arrears. The Fund will also pay other costs to the Administrator such as transfer agency charges and transaction fees. Details are set out in the Prospectus in the section entitled "Fees and Expenses".
Depository's Fee	The Fund will bear transaction and custody charges which are calculated on the basis of the assets held. The Fund will also pay a depository fee of up to 0.0110% of its Net Asset Value to the Depository. The Fund will also pay other costs to the Depository such as out-of-pocket expenses and sub-custodial fees and expenses. Details are set out in the Prospectus in the section entitled "Fees and Expenses".
Other Fees and Expenses	All fees and expenses, not exceeding GBP50,000, relating to the establishment of the Fund, including the fees of the advisers to the Company, such as legal advisers, will be borne by the Fund and will be amortised over the first five financial years of the lifetime of the Fund or such other period as the Directors may determine and advise to Shareholders, for example via the Company's financial statements. The Fund shall bear its attributable proportion of the organisational and operating expenses of the Company (including the establishment expenses of the Fund). Details of these and of other fees and expenses relating to the Company are set out in the Prospectus in the section entitled "Fees and Expenses".
Compulsory Redemption Threshold	All the Shares of the Fund may be compulsorily redeemed at the discretion of the Directors if, after the first anniversary of the first issue of Shares of the Fund, the Net Asset Value of the Fund falls below GBP100,000,000 for any period of time.

Share Class Information

Fees

Class	Management Fee (Max)
A	1.10%
D	0.90%
F	0.60%
I	0.60%
K	0.50%
L	0.50%
M	0.45%
P	0.60%
R	1.20%
T*	0.00%
W	0.80%
Y	0.40%
Z**	0.00%

*Shareholders in the Class T Shares will be subject to a fee with regard to their investment in the Fund based on the Client Agreement between them and the Investment Manager or its affiliate. This fee will not exceed 1% per annum of the value of the Shareholder's holding in the Fund. The Investment Manager (or its affiliate, if relevant) reserves the right to repurchase the entire holding of Shares of any Shareholder (deducting any amount owed for unpaid investment management fees), if the relevant Client Agreement is terminated for any reason whatsoever.

**Shareholders in the Class Z Shares will be subject to a fee with regard to their investment in the Fund based on the Client Agreement between them and the Investment Manager or its affiliate. This fee will not exceed 3% per annum of the value of the Shareholder's holding in the Fund.

Notwithstanding what is disclosed in the Prospectus, please note that for operational reasons fractions of the Class A, Class I and Class K Shares in issue will be calculated to three decimal places. The Net Asset Value of each Class A, Class I and Class K Shares will be determined by dividing the Net Asset Value attributable to the class by the number of Shares of the Share Class and rounding the result to four decimal places in the normal way as described in the Prospectus.

Minimum Transactions

Class	Minimum Initial Subscription Amount	Minimum Subsequent Subscription Amount	Minimum Holding Amount	Minimum Redemption Amount
A	USD 1,000	No minimum	USD 1,000	No minimum
D	GBP 200,000,000	No minimum	GBP 200,000,000	No minimum
F	GBP 100,000	No minimum	GBP 100,000	No minimum
I	USD 1,000,000	No minimum	USD 1,000,000	No minimum
K	USD 100,000,000	No minimum	USD 100,000,000	No minimum
L	GBP 100,000,000	No minimum	GBP 100,000,000	No minimum
M	GBP 200,000,000	No minimum	GBP 200,000,000	No minimum
P	GBP 400,000	No minimum	GBP 400,000	No minimum
R	EUR 1,000	No minimum	EUR 1,000	No minimum
T	GBP 1,000	No minimum	GBP 1,000	No minimum
W	GBP 1,000	No minimum	GBP 1,000	No minimum
Y	GBP 10,000,000	No minimum	GBP 10,000,000	No minimum
Z	Per client agreement	Per client agreement	Per client agreement	Per client agreement

The above amounts can be paid in the currency stated or its foreign currency equivalent.

Capacity Management

The Directors may, at their absolute discretion, impose capacity management related constraints on the Fund. Please see the section headed "Capacity Management" in the Prospectus for more information. Details about whether the Fund is currently under capacity management constraints will be published on the Manager's website: www.hermes-investment.com/capacitymanagement.

Initial Offer of Shares

As more particularly described in the Prospectus, the Company offers 17 Classes of Shares with various distribution policies, distribution frequencies, hedging policies and currencies in each Class.

The table below sets out details of the Classes of Shares in the Fund approved by the Central Bank, and the Classes which are available for purchase as at the date of this Supplement. Unless otherwise indicated by (*), the currency available in each Class of Shares set out below are available in hedged and unhedged versions.

Currency	Accumulating	Distributing Annually	Distributing Semi Annually	Distributing Quarterly	Distributing Monthly	Distributing Quarterly**	Distributing Monthly**
GBP	A	A1	A2	A3	A4	A5	A6
EUR	Unhedged	Unhedged	Unhedged	Unhedged	Unhedged	Unhedged	Unhedged
USD*							
CHF							
SEK							
NOK							
DKK							
HKD	Hedged	Hedged	Hedged	Hedged	Hedged	Hedged	Hedged
SGD							
AUD							
CNH							
CAD							
JPY							
GBP	D	D1	D2	D3	D4	D5	D6
EUR	Unhedged	Unhedged	Unhedged	Unhedged	Unhedged	Unhedged	Unhedged
USD*							
CHF							
SEK							
NOK							
DKK							
HKD	Hedged	Hedged	Hedged	Hedged	Hedged	Hedged	Hedged
SGD							
AUD							
CNH							
CAD							
JPY							
GPB	F	F1	F2	F3	F4	F5	F6

EUR							
USD*							
CHF	Unhedged	Unhedged	Unhedged	Unhedged	Unhedged	Unhedged	Unhedged
SEK							
NOK							
DKK							
HKD							
SGD							
AUD	Hedged	Hedged	Hedged	Hedged	Hedged	Hedged	Hedged
CNH							
CAD							
JPY							
GBP	I	I1	I2	I3	I4	I5	I6
EUR							
USD*							
CHF	Unhedged	Unhedged	Unhedged	Unhedged	Unhedged	Unhedged	Unhedged
SEK							
NOK							
DKK							
HKD							
SGD							
AUD	Hedged	Hedged	Hedged	Hedged	Hedged	Hedged	Hedged
CNH							
CAD							
JPY							
GBP	K	K1	K2	K3	K4	K5	K6
EUR							
USD*							
CHF	Unhedged	Unhedged	Unhedged	Unhedged	Unhedged	Unhedged	Unhedged
SEK							
NOK							
DKK							
HKD							
SGD							
AUD	Hedged	Hedged	Hedged	Hedged	Hedged	Hedged	Hedged
CNH							
CAD							
JPY							
GBP	L	L1	L2	L3	L4	L5	L6
EUR							
USD*							
CHF	Unhedged	Unhedged	Unhedged	Unhedged	Unhedged	Unhedged	Unhedged
SEK							
NOK							

DKK							
HKD							
SGD							
AUD	Hedged	Hedged	Hedged	Hedged	Hedged	Hedged	Hedged
CNH							
CAD							
JPY							
GBP	M	M1	M2	M3	M4	M5	M6
EUR							
USD*							
CHF	Unhedged	Unhedged	Unhedged	Unhedged	Unhedged	Unhedged	Unhedged
SEK							
NOK							
DKK							
HKD							
SGD							
AUD	Hedged	Hedged	Hedged	Hedged	Hedged	Hedged	Hedged
CNH							
CAD							
JPY							
GBP	P	P1	P2	P3	P4	P5	P6
EUR							
USD*							
CHF	Unhedged	Unhedged	Unhedged	Unhedged	Unhedged	Unhedged	Unhedged
SEK							
NOK							
DKK							
HKD							
SGD							
AUD	Hedged	Hedged	Hedged	Hedged	Hedged	Hedged	Hedged
CNH							
CAD							
JPY							
GBP	R	R1	R2	R3	R4	R5	R6
EUR							
USD*							
CHF	Unhedged	Unhedged	Unhedged	Unhedged	Unhedged	Unhedged	Unhedged
SEK							
NOK							
DKK							
HKD							
SGD							
AUD	Hedged	Hedged	Hedged	Hedged	Hedged	Hedged	Hedged
CNH							

CAD							
JPY							
GBP	T		T2				
EUR	Unhedged		Unhedged				
USD*	Hedged		Hedged				
GBP	W	W1	W2	W3	W4	W5	W6
EUR	Unhedged	Unhedged	Unhedged	Unhedged	Unhedged	Unhedged	Unhedged
USD*							
CHF							
SEK							
NOK							
DKK							
HKD	Hedged	Hedged	Hedged	Hedged	Hedged	Hedged	Hedged
SGD							
AUD							
CNH							
CAD							
JPY							
GBP	Y	Y1	Y2	Y3	Y4	Y5	Y6
EUR	Unhedged	Unhedged	Unhedged	Unhedged	Unhedged	Unhedged	Unhedged
USD*							
CHF							
SEK							
NOK							
DKK							
HKD	Hedged	Hedged	Hedged	Hedged	Hedged	Hedged	Hedged
SGD							
AUD							
CNH							
CAD							
JPY							
GBP	Z	Z1	Z2	Z3	Z4	Z5	Z6
EUR	Unhedged	Unhedged	Unhedged	Unhedged	Unhedged	Unhedged	Unhedged
USD*							
CHF							
SEK							
NOK							
DKK							
HKD	Hedged	Hedged	Hedged	Hedged	Hedged	Hedged	Hedged
SGD							
AUD							
CNH							
CAD							
JPY							

*Hedged USD Shares are not available

** Certain Fees and Expenses are charged against Capital

Share Classes which have received subscriptions have a price available, which can be found via www.hermes-investment.com/products. Where no price is available for a Share Class in respect to Share Classes that have not received subscriptions, the Initial Offer Period will start at 9 a.m. on 16 August 2023 and close at 5 p.m. on 15 February 2024.

The Initial Offer Price per Share Class shall be determined by reference to the currency denomination of the Share Class and is as follows:

GBP	EUR	USD	CHF	SEK	NOK	DKK	HKD	SGD	AUD	CNH	CAD	JPY
1	2	2	2	20	20	10	20	3	3	10	2	200

The base currency of the Fund is US Dollars. The underlying portfolio exposure is hedged in US Dollars.

Pre-contractual disclosure for the financial products referred to in Article 8, paragraphs 1, 2 and 2a, of Regulation (EU) 2019/2088 and Article 6, first paragraph, of Regulation (EU) 2020/852

Product name: **Federated Hermes SDG Engagement High Yield Credit Fund**
 Legal entity identifier: **213800P4WDHNYHR7H68**

Environmental and/or social characteristics

Does this financial product have a sustainable investment objective?



Yes



No



It will make a minimum of **sustainable investments with an environmental objective**: ____%



in economic activities that qualify as environmentally sustainable under the EU Taxonomy



in economic activities that do not qualify as environmentally sustainable under the EU Taxonomy



It will make a minimum of **sustainable investments with a social objective**: ____%



It **promotes Environmental/Social (E/S) characteristics** and while it does not have as its objective a sustainable investment, it will have a minimum proportion of 30% of sustainable investments



with an environmental objective in economic activities that qualify as environmentally sustainable under the EU Taxonomy



with an environmental objective in economic activities that do not qualify as environmentally sustainable under the EU Taxonomy



with a social objective



It promotes E/S characteristics, but **will not make any sustainable investments**

The **EU Taxonomy** is a classification system laid down in Regulation (EU) 2020/852, establishing a list of **environmentally sustainable economic activities**. That Regulation does not lay down a list of socially sustainable economic activities. Sustainable investments with an environmental objective might be aligned with the Taxonomy or not.



What environmental and/or social characteristics are promoted by this financial product?

The Fund promotes investment in issuers exhibiting the following characteristics:

- *the potential to be receptive to, and benefit from, active corporate engagement that will be aligned to contribute to at least one or more of the United Nations Sustainable Development Goals (the "UN SDGs"); and*
- *limited to no revenue generated from excluded sectors.*

No specific index has been designated as a reference benchmark for the purpose of attaining the above characteristics

Sustainability indicators measure how the environmental or social characteristics promoted by the financial product are attained.

● **What sustainability indicators are used to measure the attainment of each of the environmental or social characteristics promoted by this financial product?**

The following sustainability indicators are used for the purpose of measuring the attainment of the environmental or social characteristics promoted by the Fund:

- *Environmental Indicators: GHG Emissions, Carbon Footprint, GHG Intensity, Exposure to Fossil Fuels, Energy Production from Non-Renewables;*
- *Social Indicators: Violation of UN Global Compact Principles and OECD Guidelines for Multinational Enterprises, and Board Gender Diversity; and*
- *Engagement Activity: as a % of AUM and/or issuers in the portfolio;*
- *Engagement Activity: as a % of progress made against the objective milestones set by Investment Manager; and*
- *SDG Engagement Intensity: as the number and/or % of objectives & engagements carried out by the Investment Manager in reference to each of the 17 UN SDGs.*

● **What are the objectives of the sustainable investments that the financial product partially intends to make and how does the sustainable investment contribute to such objectives?**

The objectives of the sustainable investments that the Fund partially intends to make are: (i) to further the attainment of at least one or more of the 17 United Nations Sustainable Development Goals; or (ii) to contribute to reducing the environmental and social impacts of the products/services that the relevant investee company provides through processes which mitigate the impacts of such products or services on the environment or stakeholders including, but not limited to employees, communities, supply chain employees or customers.

The Funds’s sustainable investments will contribute to either of these objective by:

- *the relevant investee companies providing products or services that have a goal of solving environmental or social challenges we face as a society; and/or*
- *the relevant investee companies investing in reducing their environmental and social impacts and/or re-positioning their business to a more sustainable model. to provide products/services that has a positive impact on the envionment and the wider society. This can be achieved by, for example, investing in clean technology, divesting from fossil fuels to invest more in renewables.*

The investments underlying this Fund do not take into account the EU criteria for environmentally sustainable economic activities, as defined under the Taxonomy Regulation (EU) 2020/852.

● **How do the sustainable investments that the financial product partially intends to make, not cause significant harm to any environmental or social sustainable investment objective?**

The Investment Manager’s assessment of sustainable investments includes identifying where issuers may cause significant harm through the products and services that they offer, but also through their entire value chain. The assessment includes:

- (i) *taking into account all adverse impact indicators and other relevant ESG indicators through the Investment Managers proprietary ESG Scoring Model (as detailed below) to identify if an issuer has any sustainability risks;*
- (ii) *screening for contraventions of the OECD Guidelines for Multinational Enterprises and the UN Guiding Principles on Business and Human Rights, as detailed below;*
- (iii) *identification, through the use of third party data, of any severe controversies and that, at the time of investment, the issuer is taking remedial action to prevent the event occurring in the future.*

Principal adverse impacts are the most significant negative impacts of investment decisions on sustainability factors relating to environmental, social and employee matters, respect for human rights, anti-corruption and anti-bribery matters.

The Investment Manager may carry out a more detailed assessment of any issuer which operates in an industry or sector that could be considered more harmful with a view to ensuring that either the practices the issuer has in place limit the amount of harm or that the issuer is being engaged on that topic.

Where an issuer is deemed to do significant harm to any sustainable objective, the investment in the issuer will not be considered a sustainable investment.

— — *How have the indicators for adverse impacts on sustainability factors been taken into account?*

*The Investment Manager takes into account all mandatory principal adverse impact indicators and uses those indicators which are deemed relevant to the Fund in the Investment Manager’s proprietary ESG scoring model (the “**ESG Scoring Model**” – see further detail below), in order to determine current and potential adverse impacts on sustainability factors and to avoid investment in issuers deemed to do significant harm.*

— — — *How are the sustainable investments aligned with the OECD Guidelines for Multinational Enterprises and the UN Guiding Principles on Business and Human Rights? Details:*

Using a mix of qualitative and quantitative assessments based on available data, the Investment Manager seeks to identify any issuers which are in contravention of the OECD Guidelines for Multinational Enterprises and the UN Guiding Principles on Business and Human Rights (including the ILO Declaration Fundamental Principles and Rights at Work, the eight Fundamental conventions of the ILO and the International Bill of Human Rights) and does not invest in these issuers.

The EU Taxonomy sets out a “do not significant harm” principle by which Taxonomy-aligned investments should not significantly harm EU Taxonomy objectives and is accompanied by specific EU criteria.

The “do no significant harm” principle applies only to those investments underlying the financial product that take into account the EU criteria for environmentally sustainable economic activities. The investments underlying the remaining portion of this financial product do not take into account the EU criteria for environmentally sustainable economic activities.

Any other sustainable investments must also not significantly harm any environmental or social objectives.



Does this financial product consider principal adverse impacts on sustainability factors?

 Yes

As part of the investment strategy, the Investment Manager considers whether issuers exhibit any principal adverse impacts on sustainability factors. This is done by: (i) evaluating the results from both the SDG Scoring Model and the ESG Scoring Model; and (ii) evaluating the underlying principle adverse impacts on sustainability factors and other sustainability indicators used as part of both the SDG and ESG Scoring Models. Evaluating both the results from and the underlying indicators used by the ESG Scoring Model enables the Investment Manager to ensure that all relevant information is accurately captured and that the portfolio is not exposed to any sustainability risks not otherwise

identified by the outputs. The Investment Manager uses a range of sources to consider the principal adverse impacts on sustainability factors including proprietary analysis from EOS at Federated Hermes ("EOS"); third party providers, where available, such as ISS, CDP, MSCI, Sustainalytics and Trucost amongst others; and issuers' own disclosures.

Where sustainability risks are identified, the Investment Manager may elect not to continue with the investment, or may identify the issuer as a candidate for engagement, with the aim of reducing underperformance which may arise from poor ESG behaviours whilst also encouraging issuers to act responsibly and improve sustainability.

Relevant information on principal adverse impacts on sustainability factors will be disclosed in due course in the Fund's annual report.

No



What investment strategy does this financial product follow?

The Investment Manager will seek companies that will provide long term capital appreciation and that display the potential to be receptive to, and benefit from, active corporate engagement that will be aligned to contribute to the UN SDGs.

In order to achieve this, the Investment Manager uses a proprietary SDG Scoring Model, which seeks to identify "under-engaged" issuers that have the potential to effect positive change but have yet to do so. Many will be issuers that have yet to embrace the idea that they, too, can do their part to see society attain the UN SDGs. Two key elements for consideration are (1) ability to engage and (2) materiality of the impact post engagement. They show their potential based on credit strength; governance structure; sectors and geographies that they operate it in; a link to financial performance and positive societal change, among other factors. Each underlying issuer on which the debt security is issued will be given a SDG score on a scale of 1-5 (5 being the lowest). The Investment Manager believes that the issuers with the greatest potential for a positive societal change (e.g. SDG 1 & SDG 2) will have a greater likelihood of enhancing portfolio returns over the long term. The team believes that by engaging with this pool of companies and enticing them to respond, it can improve society's chances to reach the UN SDGs. The Investment Manager will invest in issuers with a SDG score of 1-4 and exclude the issuers with a SDG score of 5 from the investment universe.

In addition to the analysis of individual issuers and the SDG metrics set out above, the Investment Manager also undertakes an assessment of the ESG qualities of each issuer through a proprietary ESG Scoring Model. The Investment Manager's approach to ESG integration in its investment analysis draws upon internal and external sources to assign an ESG score to each country and issuer in the portfolio. To generate these ESG scores, the Investment Manager uses Federated Hermes' proprietary scoring methodology to score a country or an issuer's ESG behaviours, assigning the ESG score on a scale of 1 to 5. This ESG Scoring Model favours issuers with low environmental and social risks and issuers with who comply with the policy to assess good governance practices good governance, outlined further below. The Investment Manager will invest in issuers with a ESG score of 1-4. The Investment Manager will not invest in new issuers with an ESG score of 5 from the investment universe. These scores are not static and therefore could be downgraded. In circumstances where an issuer's score is downgraded to a 5, the Investment Manager will seek to disinvest.

Engagement activity includes setting specific targets and timelines in relation to an engagement objective, these targets will differ at an individual company engagement level. As part of the thematic investment strategy of the fund, UN SDG linked engagement objectives will be identified for all investments. In addition, non-UN SDG linked engagement may take place with companies to address any material ESG risks that are identified. The engagement activity of the Fund is measured by the percentage of companies that are being engaged with on material ESG issues and the percentage of engagement progress (e.g. the percentage of engagement objectives which have achieved engagement objective milestones). Where a company makes insufficient progress against the engagement objectives, it will result in divestment from that company.

The Investment Manager will not invest in companies involved in specified activities where those activities contribute to company revenues above prescribed revenue thresholds (see below for further detailed information). Excluded activities include Controversial Weapons, Conventional Weapons, tobacco, gambling unconventional oil sands and companies in contravention of the principles of the UN Global Compact..

● **What are the binding elements of the investment strategy used to select the investments to attain each of the environmental or social characteristics promoted by this financial product?**

- The percentage of companies in the fund that are engaged with will always be between 90%-100%
- Each holding will also be aligned with at least one or more of the United Nations Sustainable Development Goals with a defined engagement thesis designed to effect positive change
- The issuers with a SDG score or ESG score of 5 will be excluded.
- The Investment Manager will exclude investment in the following companies (based on information available to the Investment Manager on these companies):
 - companies that generate over 0% of their revenues from the manufacture of Controversial Weapons or by providing either an essential and/or tailor-made product or service to the manufacturers of Controversial Weapons and companies that generate over 10% of their revenues from production of Conventional Weapons;
 - companies that generate over 0% of their revenues from the production of tobacco products and companies that receive over 5% of their revenues from tobacco distribution;
 - companies that generate over 10% of their revenues from gambling products; and
 - companies that generate over 5% of their revenues from the extraction of unconventional oil sands.

In addition, the Investment Manager excludes companies that are in contravention of the principles of the UN Global Compact.

● **What is the committed minimum rate to reduce the scope of the investments considered prior to the application of that investment strategy?**

Not applicable.

● **What is the policy to assess good governance practices of the investee companies?**

As part of the investment strategy, the Investment Manager assesses the corporate governance of an issuer by reference to its policy on good governance and through the use of the Investment Manager's proprietary ESG Scoring Model, corporate governance tool and qualitative analysis, including insights from its own research and EOS. In considering good governance, the Investment Manager will assess, among other things, an issuer's management structure, employee relations, staff remuneration and compliance with applicable tax rules.

An issuer is considered to be following good governance practices if the factors set forth above, and any other factors determined to be material by the Investment Manager, (i) meet any one of the following criteria:

- *the issuer's corporate governance is in line with the best practices as defined by EOS in the Responsible Ownership Principles and Regional Corporate Governance Principles documents; or*
- *the issuer's corporate governance is determined to be in-line with peers both in industry and/or region, taking into account the size of the issuer and how that may affect the governance of the issuer in the long-term, or*
- *the Investment Manager and/or EOS is engaging with the issuer to address enhancements to the issuer's governance practices, as further detailed in the section of this annex titled "What investment strategy does this financial product follow?"*

or, (ii) when viewed collectively, are determined by the Investment Manager to adequately meet the criteria set forth above.

Good governance
practices include sound management structures, employee relations, remuneration of staff and tax compliance.

An issuer is presumed not to be following good governance practices if there have been abuses of power or severe controversies involving the relevant company, which have not been mitigated through subsequent demonstrative actions.

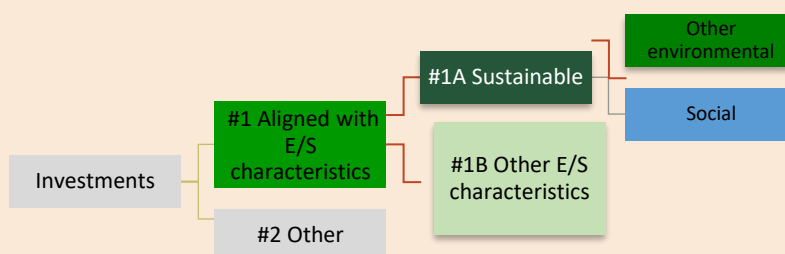
Further information on the Investment Manager's good governance policy and the EOS Responsible Ownership Principles and Regional Corporate Governance Principles can be found at <http://www.hermes-investment.com/sustainability-related-disclosures>

Asset allocation

describes the share of investments in specific assets.



What is the asset allocation planned for this financial product



#1 Aligned with E/S characteristics includes a minimum of 80% of the Fund's investments will be in issuers who meet the characteristics promoted by the Fund and can evidence good governance practices in accordance with the Investment Manager's policy on good governance, as outlined above.

#2 Other includes the remaining investments of the Fund, which may be held for efficient portfolio management and cash management purposes and are neither aligned with the environmental or social characteristics, nor qualify as sustainable investments. These investments include cash and money market instruments, as well as FDI to gain exposure, manage exposure or alter exposure to the interest rate, credit and inflation markets and may generate long or short exposures through the use of FDIs.

The category **#1 Aligned with E/S characteristics** covers:

- The sub-category **#1A Sustainable** covers sustainable investments with environmental or social objectives. A minimum of 30% of the Fund's investments will be in sustainable investments as outlined above
- The sub-category **#1B Other E/S characteristics** covers the remainder of this category, which will be investments aligned with the environmental or social characteristics but do not qualify as sustainable investments.

How does the use of derivatives attain the environmental or social characteristics promoted by the financial product?

The investment manager may utilise credit default swaps to gain exposure to an issuer's capital structure, where they deem this the most efficient way of doing so. As such these derivatives act as corporate exposure and contribute to the attainment of the environmental and social characteristics in the same way as holding a corporate bond.

The Fund may also utilise FDIs, such as CDS at an index level, Futures, Forward Currency Exchange Contracts, Options (such as credit/index Options (to include CDSI), equity index Options and Options on CDS and equity Options) and for direct investment and/or efficient portfolio management purposes. The Fund may also enter Swaps such as currency Swaps for currency hedging purposes and Credit Default Swaps. FDIs will be used for purposes such as assisting cash flow management, for cost effectiveness and for gaining or hedging exposure to certain markets and securities, such as the bonds described in the preceding section, in a quicker and/or more efficient manner. These FDIs may be dealt in on an exchange traded or OTC basis. These instruments do not contribute to the attainment of the environmental and social characteristics.

Taxonomy-aligned activities are expressed as a share of:

- **turnover** reflecting the share of revenue from green activities of investee companies
- **capital expenditure** (CapEx) showing the green investments made by investee companies, e.g. for a transition to a green economy.
- **operational expenditure** (OpEx) reflecting green operational activities of investee companies.





To what minimum extent are sustainable investments with an environmental objective aligned with the EU Taxonomy?

The investments underlying this Fund do not take into account the EU criteria for environmentally sustainable economic activities, as defined under the Taxonomy Regulation (EU) 2020/852. As such the Fund will have a minimum of 0% Taxonomy-alignment.

Does the financial product invest in fossil gas and/or nuclear energy related activities that comply with the EU Taxonomy¹?

- ☐ Yes:
- ☐ In fossil gas ☐ In nuclear energy
- ☒ No

The two graphs below show in green the minimum percentage of investments that are aligned with the EU Taxonomy. As there is no appropriate methodology to determine the taxonomy-alignment of sovereign bonds, the first graph shows the Taxonomy alignment in relation to all the investments of the financial product including sovereign bonds, while the second graph shows the Taxonomy alignment only in relation to the investments of the financial product other than sovereign bonds.*



**For the purpose of these graphs, 'sovereign bonds' consist of all sovereign exposures*

What is the minimum share of investments in transitional and enabling activities?

Not Applicable



What is the minimum share of sustainable investments with an environmental objective that are not aligned with the EU Taxonomy?

While the Fund commits to a minimum of 30% in sustainable investments, due to the proposed dynamic allocation between environmentally and socially sustainable investments, respectively, a minimum of 0% of the investments underlying this Fund will be invested in sustainable investments with an environmental objective that is not aligned with the Taxonomy.

¹ Fossil gas and/or nuclear related activities will only comply with the EU Taxonomy where they contribute to limiting climate change ("climate change mitigation") and do not significantly harm any EU Taxonomy objectives - see explanatory note in the left hand margin. The full criteria for fossil gas and nuclear energy economic activities that comply with the EU Taxonomy are laid down in Commission Delegated Regulation (EU) 2022/1214.

Reference benchmarks are indexes to measure whether the financial product attains the environmental or social characteristics that they promote.



What is the minimum share of socially sustainable investments?

While the Fund commits to a minimum of 30% in sustainable investments, due to the proposed dynamic allocation between environmentally and socially sustainable investments, respectively, a minimum of 0% of the investments underlying this Fund will be invested in sustainable investments with a social objective.



What investments are included under “#2 Other”, what is their purpose and are there any minimum environmental or social safeguards?

Investments included under “#2 Other” may be held for efficient portfolio management and cash management purposes and are neither aligned with the environmental or social characteristics, nor qualify as sustainable investments. These investments include cash and money market instruments, as well as FDI to gain exposure, manage exposure or alter exposure to the interest rate, credit and inflation markets and may generate long or short exposures through the use of FDIs. There are no minimum safeguards for these investments.



Is a specific index designated as a reference benchmark to determine whether this financial product is aligned with the environmental and/or social characteristics that it promotes?

No

- *How is the reference benchmark continuously aligned with each of the environmental or social characteristics promoted by the financial product?*

Not Applicable

- *How is the alignment of the investment strategy with the methodology of the index ensured on a continuous basis?*

Not Applicable

- *How does the designated index differ from a relevant broad market index?*

Not Applicable

- *Where can the methodology used for the calculation of the designated index be found?*

Not Applicable



Where can I find more product specific information online?

More product-specific information can be found on the website:

More product specific information can be found via:

<https://www.hermes-investment.com/products>