

Supplement

Federated Hermes Global Equity ESG Fund

a sub-fund of Federated Hermes Investment
Funds public limited company, an umbrella fund
with segregated liability between sub-
funds

Investment Manager – Hermes Investment Management Limited

The date of this Supplement No. 5 is 15 August 2023

This Supplement contains information relating to the Fund. This Supplement forms part of and should be read in conjunction with the prospectus of the Company dated 15 August 2023 as may be amended or updated from time to time (the "Prospectus").

Investors should refer to the annex to this Supplement regarding the Fund's environmental and/or social characteristics.

Funds of the Company in existence as at the date of this Supplement are set out in the Global Supplement.

Unless the context requires otherwise, capitalised terms used in this Supplement shall have the meaning attributed to them in the Prospectus.

If you are in any doubt about the contents of this Supplement, you should consult your stockbroker, or other financial adviser.

The Directors of the Company, whose names appear under the heading "Management and Administration" in the Prospectus, accept responsibility for the information contained in the Prospectus and in this Supplement. To the best of the knowledge and belief of the Directors (who have taken all reasonable care to ensure that such is the case) the information contained in this Supplement is in accordance with the facts and does not omit anything likely to affect the import of the information.

Index

Profile of a Typical Investor 1

Investment Objective and Policies 2

Risk Factors..... 6

Dealing Information 7

Share Class Information 8

Capacity Management 9

Initial Offer of Shares..... 10

Profile of a Typical Investor

The Fund may be suitable for investors seeking capital growth over at least a three to five year time horizon who understand and accept the associated level of risk attached to the Fund. For more information please refer to the section entitled "Risk Factors".

An investment in the Fund should not constitute a substantial proportion of an investment portfolio and may not be appropriate for all investors.

Investment Objective and Policies

Investment Objective

The investment objective of the Fund is to achieve long-term capital appreciation by investing in worldwide equity securities with favourable environmental, social and governance ("ESG") characteristics.

Investment Policy

The Fund is an Article 8 fund for the purpose of Regulation (EU) 2019/2088 of the European Parliament and the Council on sustainability-related disclosures in the financial services sector (SFDR). As at the date of this Supplement, 0% of the Fund's investments will be aligned with the environmental objectives under the Taxonomy Regulation. The "do no significant harm" principle applies only to those investments underlying the Fund that take into account the EU criteria for environmentally sustainable economic activities. The investments underlying the remaining portion of the Fund do not take into account the EU criteria for environmentally sustainable economic activities.

The Fund will seek to achieve its investment objective over a rolling period of any five years, by investing in a portfolio of equity securities quoted or traded on Regulated Markets worldwide, and the Fund will invest at least 67% of its assets in these securities. In addition, the Fund will invest at least 80% in equity securities that are component securities of the MSCI All Country World Index or equity securities of companies listed in the countries referenced in the MSCI All Country World Index. The MSCI All Country World Index is a free float-adjusted market capitalisation weighted index that is designed to measure the equity market performance of developed and emerging markets.

The Investment Manager will not invest in companies that generate over 0% of their revenues from the manufacture of Controversial Weapons or by providing either an essential and/or tailor-made product or service to the manufacturers of Controversial Weapons.

Investment Strategy

The Investment Manager intends to create an actively managed portfolio using a disciplined bottom up stock selection process. The analysis of companies is based on a large number of proven fundamental factors and on ESG characteristics, as measured by the Investment Manager's proprietary ratings system, which draws upon a wide variety of sources such as proprietary analysis from EOS at Federated Hermes and third party providers such as ISS, CDP, MSCI, Sustainalytics and S&P Global Trucost amongst others. The Investment Manager intends to use a proprietary quantitative model, which captures systematic behavioural biases of market participants, in order to generate returns for the Fund. The Fund's Investments will be selected based on the output of this quantitative model and will favour equity securities which have a combination of characteristics. Companies with a competitive advantage and a sustainable business model are sought after as they are more likely to offer visibility of earnings growth. In addition, it is important that companies behave responsibly, which tends to lead the Fund towards companies that are well governed and treat their responsibilities to the environment and society seriously as they are likely to avoid unforeseeable negative impacts. Choosing stocks

that demonstrate a combination of these characteristics allows the Fund to hold stocks over the long-term. The Investment Manager employs a disciplined subjective analysis that interrogates the model's efficacy and further assesses the ESG characteristics of a company, as described below.

In seeking to achieve the objective of the Fund, the Investment Manager assesses companies within its investment universe on their exposure to and management of ESG risks and assigns a weighted score for each. ESG represents environmental issues, (such as the impact on natural resources), social issues (such as human rights), and governance, (being the way in which the company is run). No sector or industry is excluded from the initial analysis. The Investment Manager's approach to ESG integration in its investment analysis draws upon both internal and external sources, as outlined above, where an ESG score is assigned to each company within its investment universe. The percentage of ESG-analysed companies in the fund will always be between 90%-100%. The ESG score favours companies with lower ESG risks and companies who are actively improving their focus on ESG issues. The ESG score is combined with the output of the quantitative model to determine the overall attractiveness of each company. The Investment Manager may invest in companies with poor ESG scores where the company has shown a desire to improve their ESG behaviours and can demonstrate good corporate governance practices and/or a willingness to engage in issues if they arise. The Investment Manager will generally not invest in companies whose ESG score is in the lowest 20%. The output from this quantitative model is analysed by the Investment Manager to ensure that all relevant information is accurately captured and that the portfolio is not exposed to risks not otherwise identified by this quantitative model. The ESG characteristics are also used to identify where active engagement with companies by the Investment Manager and EOS would be useful, with the aim of reducing underperformance from poor ESG behaviours while also encouraging companies to act responsibly and improve sustainability. The Fund's market exposure (which is exposure to the categories of Investments outlined below, and excludes cash held by the Fund) may vary in time and will typically range between 95%-100% for long positions and 0% for short positions of the Net Asset Value of the Fund, depending on the Investment Manager's analysis of the prevailing market conditions and considered in light of the investment objective of the Fund. These ranges are not limits and the actual exposures may from time to time fall outside these estimated ranges.

The Fund is actively managed by the Investment Manager in accordance with the criteria set out in this Supplement and will seek to achieve its objective on an active basis, without reference to a benchmark. The Company shall use the MSCI All Country World Index for performance comparisons with the Fund on certain marketing materials (e.g. fund fact-sheets, investor reports, shareholder presentations etc), as deemed appropriate. The MSCI All Country World Index is a free float adjusted market capitalisation weighted index that is designed to measure the performance of shares in large and mid-sized companies, denominated in various currencies, which are listed in both developed and emerging markets across the world. As at the date of this Supplement, the Investment Manager has determined that this benchmark may be used for such purposes. For the avoidance of doubt the Fund's objective is not to track the performance of an index or benchmark and, except for the above disclosure regarding the percentage of assets that shall be invested in the MSCI All Country World Index for investment purposes, the Fund is not constrained by the constituents of any such index or benchmark. The Fund does not charge any performance fees and, accordingly, no fees are paid to the Investment Manager on the basis of outperformance of an index or benchmark.

Categories of Investments

With the exception of permitted investments in unlisted securities, Eligible CIS, FDIs, money market instruments, cash and cash equivalents, Investments of the Fund will be listed or traded on a Regulated Market.

Equity: The Fund may invest in a diversified portfolio of equity (such as common and/or preferred stock and/or rights) and/or equity-related instruments (such as GDRs and ADRs) of, or relating to companies in, or that derive a large proportion of their revenue from, global developed and emerging markets. Investment in or exposure to such securities will be on a long-only basis. The Fund will continuously invest at least 66.67% of its net assets in equity assets as defined in sec. 2 para. 8 of the German Investment Tax Act (2018).

Eligible CIS: The Fund may acquire units/shares of appropriate Eligible CIS, including exchange-traded funds and other sub-funds of the Company, where such Eligible CIS satisfy the requirements of the Central Bank. Investment in or exposure to such schemes will be on a long-only basis.

Methods of Access and Efficient Portfolio Management

The Fund may gain exposure to the aforementioned equity and/or equity related securities and/or Eligible CIS through the use of FDIs and/or through investment in Convertible Debt Securities. A decision to use FDIs may be made for reasons such as efficiency (i.e. it may be cheaper to gain exposure to an underlying Investment than to purchase the Investment directly)

FDIs may also be used for efficient portfolio management purposes (for example, to assist in cash flow management, for cost effectiveness and for gaining exposure to certain markets and securities in a quicker and/or more efficient manner).

The FDIs which may be used by the Fund for such purposes include Warrants, Futures and Options.

For efficient portfolio management purposes the Fund may invest in and/or gain exposure to financial indices, hold cash and/or invest in money market collective investment schemes (to, for example, equitise cash) subject to the conditions and limits of the Central Bank. Please see the section headed "Investment in FDIs and Efficient Portfolio Management" in the Prospectus for more information.

Any indices to which exposure is achieved will be in line with the investment strategy of the Fund. If utilised, details of the financial indices in which the Fund invests and/or gains exposure to will be found via [Federated Hermes / Financial Indices](#).

For the avoidance of doubt, the Fund does not enter into repurchase and reverse repurchase agreements and/or engage in stock lending.

Cash Management

The Fund's use of FDIs may result in it holding a portion of its Net Asset Value in cash or collateral holdings and in such circumstances the Fund may seek to implement an effective cash management policy. In pursuit of this policy the Fund may invest in collective investment schemes and money market instruments (such as short-dated government-backed securities,

floating-rate notes, commercial paper, certificates of deposit, call accounts, treasury bills and treasury notes) and FDIs (of the type noted above).

Leverage and Global Exposure

The Fund may be leveraged up to 10% of its Net Asset Value. That is, the total exposure (defined as the NAV of the Fund and its global exposure) associated with the investments of the Fund, including investments in FDIs, may amount to 110% of the Net Asset Value of the Fund. The Fund's global exposure will be calculated using the commitment approach.

Currency Hedging Policy

The Fund may enter into transactions for the purposes of hedging the currency exposure in accordance with the sections entitled "Hedging at Portfolio Level", "Hedging at Share Class Level against Base Currency" and "Hedging at Share Class Level against Portfolio Currencies" in the Prospectus.

Risk Factors

Potential investors and Shareholders are referred to the section of the Prospectus entitled "Risk Factors". Regard should be had to the risks outlined under the heading "General Risk Factors" as each of these risk factors will be relevant in the context of an investment in the Fund.

In addition, investors should specifically refer to the following risks that appear under the heading "Fund Specific Risk Factors", as these relate to risks arising as a result of the Fund's Investments and/or portfolio management techniques:

Risk	Prospectus page reference
Sustainability Risk	27
Depository Receipts Risk	34
Emerging Markets Risk	35
Equity Risk	37
Futures Risk	40
Warrants Risk	46

Dealing Information

Dealing Deadline	9.30 am (Irish time) on the relevant Dealing Day.
Valuation	The Valuation Point will be 12 noon (Irish time) on each Dealing Day. The value of instruments or securities which are quoted, listed or dealt in on a Regulated Market shall (save in certain specific cases) be the last traded price on such Regulated Market as at the Valuation Point, or the latest mid-market price as at the Valuation Point when no last traded price is available.
Income Equalisation	The Fund operates Income Equalisation.
Timing of Payment for Subscriptions	Payment must be received by the Administrator by close of business on the third Business Day following the applicable Dealing Day.
Timing of Payment for Redemptions	Redemption proceeds will be paid on the third Business Day following the relevant Dealing Day.
Administrator's Fee	Up to 0.04% of the Net Asset Value of the Fund accrued and calculated daily and payable monthly in arrears. The Fund will also pay other costs to the Administrator such as transfer agency charges and transaction fees. Details are set out in the Prospectus in the section entitled "Fees and Expenses".
Depository's Fee	The Fund will bear transaction and custody charges which are calculated on the basis of the assets held. The Fund will also pay a depository fee of up to 0.0110% of its Net Asset Value to the Depository. The Fund will also pay other costs to the Depository such as out-of-pocket expenses and sub-custodial fees and expenses. Details are set out in the Prospectus in the section entitled "Fees and Expenses".
Other Fees and Expenses	All fees and expenses, not exceeding GBP50,000, relating to the establishment of the Fund, including the fees of the advisers to the Company, such as legal advisers, will be borne by the Fund and will be amortised over the first five financial years of the lifetime of the Fund or such other period as the Directors may determine and advise to Shareholders, for example via the Company's financial statements. The Fund shall bear its attributable proportion of the organisational and operating expenses of the Company (including any establishment expenses). Details of these and of other fees and expenses relating to the Company are set out in the Prospectus in the section entitled "Fees and Expenses".
Compulsory Redemption Threshold	All the Shares of the Fund may be compulsorily redeemed at the discretion of the Directors if, after the first anniversary of the first issue of Shares of the Fund, the Net Asset Value of the Fund falls below GBP100,000,000 for any period of time.

Share Class Information

Fees

Class	Management Fee (Max)
A	1.30%
D	0.55%
F	0.55%
I	0.55%
K	0.40%
L	0.40%
P	0.55%
R	1.10%
T*	0.00%
Z**	0.00%

*Shareholders in the Class T Shares will be subject to a fee with regard to their investment in the Fund based on the Client Agreement between them and the Investment Manager or its affiliate. This fee will not exceed 1% per annum of the value of the Shareholder's holding in the Fund. The Investment Manager (or its affiliate, if relevant) reserves the right to repurchase the entire holding of Shares of any Shareholder (deducting any amount owed for unpaid investment management fees), if the relevant Client Agreement is terminated for any reason whatsoever.

**Shareholders in the Class Z Shares will be subject to a fee with regard to their investment in the Fund based on the Client Agreement between them and the Investment Manager or its affiliate. This fee will not exceed 3% per annum of the value of the Shareholder's holding in the Fund. The Investment Manager (or its affiliate, if relevant) reserves the right to repurchase the entire holding of Shares of any Shareholder (deducting any amount owed for unpaid investment management fees), if the relevant Client Agreement is terminated for any reason whatsoever.

Notwithstanding what is disclosed in the Prospectus, please note that for operational reasons fractions of the Class A, Class I and Class K Shares in issue will be calculated to three decimal places. The Net Asset Value of each Class A, Class I and Class K Shares will be determined by dividing the Net Asset Value attributable to the class by the number of Shares of the Share Class and rounding the result to four decimal places in the normal way as described in the Prospectus.

Minimum Transactions

Class	Minimum Initial Subscription Amount	Minimum Subsequent Subscription Amount	Minimum Holding Amount	Minimum Redemption Amount
A	USD 1,000	No minimum	USD 1,000	No minimum
D	GBP 200,000,000	No minimum	GBP 200,000,000	No minimum
F	GBP 100,000	No minimum	GBP 100,000	No minimum
I	USD 1,000,000	No minimum	USD 1,000,000	No minimum
K	USD 100,000,000	No minimum	USD 100,000,000	No minimum
L	GBP 100,000,000	No minimum	GBP 100,000,000	No minimum
P	GBP 400,000	No minimum	GBP 400,000	No minimum
R	EUR 1,000	No minimum	EUR 1,000	No minimum
T	GBP 1,000	No minimum	GBP 1,000	No minimum
Z	Per Client Agreement	Per Client Agreement	Per Client Agreement	Per Client Agreement

The above amounts can be paid in the currency stated or its foreign currency equivalent.

Capacity Management

The Directors may, at their absolute discretion, impose capacity management related constraints on the Fund. Please see the section headed "Capacity Management" in the Prospectus for more information. Details about whether the Fund is currently under capacity management constraints will be published on the Manager's website: www.hermes-investment.com/capacity-management.

Initial Offer of Shares

As more particularly described in the Prospectus, the Company offers 17 Classes of Shares with various distribution policies, distribution frequencies, hedging policies and currencies in each Class.

The table below sets out details of the Classes of Shares in the Fund approved by the Central Bank, and the Classes which are available for purchase as at the date of this Supplement. Unless otherwise indicated by (*), the currency available in each Class of Shares set out below are available in hedged and unhedged versions.

Currency	Accumulating	Distributing Annually	Distributing Semi Annually	Distributing Quarterly	Distributing Monthly	Distributing Quarterly**	Distributing Monthly**
GBP	A	A1	A2	A3	A4	A5	A6
EUR	Unhedged	Unhedged	Unhedged	Unhedged	Unhedged	Unhedged	Unhedged
USD*							
CHF							
SEK							
NOK							
DKK							
HKD	Hedged	Hedged	Hedged	Hedged	Hedged	Hedged	Hedged
SGD							
AUD							
CNH							
CAD							
JPY							
GBP	D	D1	D2	D3	D4	D5	D6
EUR	Unhedged	Unhedged	Unhedged	Unhedged	Unhedged	Unhedged	Unhedged
USD*							
CHF							
SEK							
NOK							
DKK							
HKD	Hedged	Hedged	Hedged	Hedged	Hedged	Hedged	Hedged
SGD							
AUD							
CNH							
CAD							
JPY							
GBP	F	F1	F2	F3	F4	F5	F6
EUR	Unhedged	Unhedged	Unhedged	Unhedged	Unhedged	Unhedged	Unhedged
USD*							
CHF							
SEK	Hedged	Hedged	Hedged	Hedged	Hedged	Hedged	Hedged
NOK							
DKK							

HKD							
SGD							
AUD							
CNH	Portfolio Hedged	Portfolio Hedged	Portfolio Hedged	Portfolio Hedged	Portfolio Hedged	Portfolio Hedged	Portfolio Hedged
CAD							
JPY							
GBP	I	I1	I2	I3	I4	I5	I6
EUR							
USD*							
CHF	Unhedged	Unhedged	Unhedged	Unhedged	Unhedged	Unhedged	Unhedged
SEK							
NOK							
DKK							
HKD							
SGD							
AUD	Hedged	Hedged	Hedged	Hedged	Hedged	Hedged	Hedged
PCNH							
CAD							
JPY							
GBP	K	K1	K2	K3	K4	K5	K6
EUR							
USD*							
CHF	Unhedged	Unhedged	Unhedged	Unhedged	Unhedged	Unhedged	Unhedged
SEK							
NOK							
DKK							
HKD							
SGD							
AUD	Hedged	Hedged	Hedged	Hedged	Hedged	Hedged	Hedged
CNH							
CAD							
JPY							
GBP	L	L1	L2	L3	L4	L5	L6
EUR							
USD*	Unhedged	Unhedged	Unhedged	Unhedged	Unhedged	Unhedged	Unhedged
CHF							
SEK							
NOK							
DKK	Hedged	Hedged	Hedged	Hedged	Hedged	Hedged	Hedged
HKD							
SGD							
AUD	Portfolio Hedged	Portfolio Hedged	Portfolio Hedged	Portfolio Hedged	Portfolio Hedged	Portfolio Hedged	Portfolio Hedged
CNH							

CAD							
JPY							
GBP	P	P1	P2	P3	P4	P5	P6
EUR							
USD*							
CHF	Unhedged	Unhedged	Unhedged	Unhedged	Unhedged	Unhedged	Unhedged
SEK							
NOK							
DKK							
HKD							
SGD							
AUD	Hedged	Hedged	Hedged	Hedged	Hedged	Hedged	Hedged
CNH							
CAD							
JPY							
GBP	R	R1	R2	R3	R4	R5	R6
EUR							
USD*	Unhedged	Unhedged	Unhedged	Unhedged	Unhedged	Unhedged	Unhedged
CHF							
SEK							
NOK							
DKK	Hedged	Hedged	Hedged	Hedged	Hedged	Hedged	Hedged
HKD							
SGD							
AUD							
CNH	Portfolio Hedged	Portfolio Hedged	Portfolio Hedged	Portfolio Hedged	Portfolio Hedged	Portfolio Hedged	Portfolio Hedged
CAD							
JPY							
GBP	T		T2				
EUR	Unhedged		Unhedged				
USD*	Hedged		Hedged				
GBP	Z	Z1	Z2	Z3	Z4	Z5	Z6
EUR							
USD*							
CHF	Unhedged	Unhedged	Unhedged	Unhedged	Unhedged	Unhedged	Unhedged
SEK							
NOK							
DKK							
HKD							
SGD							
AUD	Hedged	Hedged	Hedged	Hedged	Hedged	Hedged	Hedged
CNH							
CAD							
JPY							

*Hedged USD Shares are not available.

** Certain Fees and Expenses are charged against Capital

Share Classes which have received subscriptions have a price available, which can be found via www.hermes-investment.com/products. Where no price is available for a Share Class in respect to Share Classes that have not received subscriptions, the Initial Offer Period will start at 9 a.m. on 16 August 2023 and close at 5 p.m. on 15 February 2024.

The Initial Offer Price per Share Class shall be determined by reference to the currency denomination of the Share Class and is as follows:

GBP	EUR	USD	CHF	SEK	NOK	DKK	HKD	SGD	AUD	CNH	CAD	JPY
1	2	2	2	20	20	10	20	3	3	10	2	200

The base currency of the Fund is US Dollars.

Pre-contractual disclosure for the financial products referred to in Article 8, paragraphs 1, 2 and 2a, of Regulation (EU) 2019/2088 and Article 6, first paragraph, of Regulation (EU) 2020/852

Product name: **Federated Hermes Global Equity ESG Fund**
 Legal entity identifier: **549300T139RZTOV6TX05**

Environmental and/or social characteristics

Sustainable investment means an investment in an economic activity that contributes to an environmental or social objective, provided that the investment does not significantly harm any environmental or social objective and that the investee companies follow good governance practices.

The **EU Taxonomy** is a classification system laid down in Regulation (EU) 2020/852, establishing a list of **environmentally sustainable economic activities**. That Regulation does not lay down a list of socially sustainable economic activities. Sustainable investments with an environmental objective might be aligned with the Taxonomy or not.

Does this financial product have a sustainable investment objective?



Yes



No



It will make a minimum of **sustainable investments with an environmental objective**: ____%



in economic activities that qualify as environmentally sustainable under the EU Taxonomy



in economic activities that do not qualify as environmentally sustainable under the EU Taxonomy



It will make a minimum of **sustainable investments with a social objective**: ____%



It **promotes Environmental/Social (E/S) characteristics** and while it does not have as its objective a sustainable investment, it will have a minimum proportion of 15% of sustainable investments



with an environmental objective in economic activities that qualify as environmentally sustainable under the EU Taxonomy



with an environmental objective in economic activities that do not qualify as environmentally sustainable under the EU Taxonomy



with a social objective



It promotes E/S characteristics, but **will not make any sustainable investments**



What environmental and/or social characteristics are promoted by this financial product?

The Fund promotes investment in companies exhibiting the following characteristics:

- favourable or improving ESG characteristics;
- a willingness to engage on any material ESG issues; and
- limited to no revenue generated from excluded sectors.

The MSCI All Country World index has been designated as a reference benchmark for the purpose of attaining the above characteristics.

Sustainability indicators measure how the environmental or social characteristics promoted by the financial product are attained.

● **What sustainability indicators are used to measure the attainment of each of the environmental or social characteristics promoted by this financial product?**

The following sustainability indicators are used for the purpose of measuring the attainment of the environmental or social characteristics promoted by the Fund:

- *Environmental Indicators: GHG Emissions, Carbon Footprint, Exposure to Fossil Fuels, Energy Production from Non-Renewables, Water Emissions, Hazardous Waste Ratio;*
- *Social Indicators: Violation of UN Global Compact Principles and OECD Guidelines for Multinational Enterprises and Board Gender Diversity; and*
- *Engagement Activity: as a % of the AUM in the portfolio and as a % of progress made against the objective milestones set by the Investment Team and EOS.*

● **What are the objectives of the sustainable investments that the financial product partially intends to make and how does the sustainable investment contribute to such objectives?**

The objectives of the sustainable investments that the Fund partially intends to make are: (i) to further the attainment of at least one or more of the 17 United Nations Sustainable Development Goals; or (ii) to contribute to reducing the environmental and social impacts of the products/services that the company provides through processes which mitigate the impacts of such products or services on the environment or to stakeholders including, but not limited to employees, communities, supply chain employees or customers.

The Fund's sustainable investments will contribute to either of these objectives by:

- *the relevant investee companies providing products or services that have a goal of solving environmental or social challenges we face as a society; and/or*
- *the relevant investee companies investing in reducing their environmental and social impacts and/or re-positioning their business to a more sustainable model. to provide products/services that has a positive impact on the environment and the wider society. This can be achieved by, for example investing in clean technology, divesting from fossil fuels to invest more in renewables.*

The investments underlying this Fund do not take into account the EU criteria for environmentally sustainable economic activities, as defined under the Taxonomy Regulation (EU) 2020/852.

● **How do the sustainable investments that the financial product partially intends to make, not cause significant harm to any environmental or social sustainable investment objective?**

The Investment Manager's assessment of sustainable investments includes identifying where companies may cause significant harm through the products and services that they offer, but also through their entire value chain. The assessment includes:

- (i) *taking into account all adverse impact indicators and other relevant ESG indicators through the Investment Managers proprietary QESG scoring model (the "QESG Scoring Model" – see further detail below) to identify if a company has any sustainability risks;*
- (ii) *screening for contraventions of the OECD Guidelines for Multinational Enterprises and the UN Guiding Principles on Business and Human Rights, as detailed below;*
- (iii) *identification, through the use of third party data, of any severe controversies and that, at the time of investment, the company is taking remedial action to prevent the event occurring in the future.*

The Investment Manager may carry out a more detailed assessment of any issuer which operates in an industry or sector that could be considered more harmful with a view to ensuring that either the practices the company has in place limit the amount of harm or that the company is being engaged on that topic.

Where a company is deemed to do significant harm to any sustainable objective, the investment in the issuer will not be considered a sustainable investment.

Principal adverse impacts are the most significant negative impacts of investment decisions on sustainability factors relating to environmental, social and employee matters, respect for human rights, anti-corruption and anti-bribery matters.

How have the indicators for adverse impacts on sustainability factors been taken into account?

The Investment Manager takes into account all mandatory principal adverse impact indicators and uses those indicators which are deemed relevant to the Fund in the Investment Manager's proprietary QESG Scoring Model (see further detail below), in order to determine current and potential adverse impacts on sustainability factors and to avoid investment in issuers deemed to do significant harm.

How are the sustainable investments aligned with the OECD Guidelines for Multinational Enterprises and the UN Guiding Principles on Business and Human Rights? Details:

Using a mix of qualitative and quantitative assessments based on available data, the Investment Manager seeks to identify any companies which are in contravention of the OECD Guidelines for Multinational Enterprises and the UN Guiding Principles on Business and Human Rights (including the ILO Declaration Fundamental Principles and Rights at Work, the eight Fundamental conventions of the ILO and the International Bill of Human Rights) and does not invest in these issuers.

The EU Taxonomy sets out a "do not significant harm" principle by which Taxonomy-aligned investments should not significantly harm EU Taxonomy objectives and is accompanied by specific EU criteria.

The "do no significant harm" principle applies only to those investments underlying the financial product that take into account the EU criteria for environmentally sustainable economic activities. The investments underlying the remaining portion of this financial product do not take into account the EU criteria for environmentally sustainable economic activities.

Any other sustainable investments must also not significantly harm any environmental or social objectives.



Does this financial product consider principal adverse impacts on sustainability factors?



Yes

As part of the investment strategy, the Investment Manager considers whether companies exhibit any principal adverse impacts on sustainability factors. This is done by evaluating the results from the QESG Scoring Model, as well as, the underlying principle adverse impacts on sustainability factors and other sustainability indicators used within the QESG Scoring Model. Reviewing both the output and the inputs to the QESG Scoring Model ensures that all relevant information is accurately captured and that the portfolio is not exposed to any sustainability risks not otherwise identified by the outputs. The Investment Manager uses a range of sources to consider the principal adverse impacts on sustainability factors including proprietary analysis from EOS at Federated Hermes ("EOS") and third party providers such as ISS, CDP, MSCI, Sustainalytics and Trucost.

Where the risk of sustainability risks are identified, the Investment Manager may elect not to continue with the investment, or may identify the company as a candidate for engagement, with the

aim of reducing under-performance which may arise from poor ESG behaviours whilst also encouraging companies to act responsibly and improve sustainability.

Relevant information on principal adverse impacts on sustainability factors will be disclosed in due course in the Fund's annual report.

No



What investment strategy does this financial product follow?

The Investment Manager intends to create an actively managed portfolio using a disciplined bottom up stock selection process which is determined through the incorporation of ESG factors aimed at the promotion of the environmental and social characteristics, through the following processes:

Positive ESG Tilt: The Investment Manager seeks to invest in companies with favourable or improving sustainability indicators. To achieve this the Investment Manager utilises its QESG Scoring Model which considers environmental and social characteristics including (but not limited to) the management of environmental risks (such as impact on climate change and natural resource use) and social risks (such as human & labour rights and human capital management). The QESG Scoring Model rates companies on a low to high scale of 0 to 100. The QESG Scoring Model seeks to capture not only where a company has good sustainability indicators but also where improvements to the sustainability indicators can or are being made. The QESG score allows the Investment Manager to individually assess the environmental, social and governance scores relative to the benchmark and also to assess this on an aggregated basis considering all three scores. The Investment Manager will not invest in companies whose QESG score is in the lowest 20%.

Engagement: The Investment Manager leverages quantitative and qualitative engagement insights generated by EOS through its range of active ownership services. Where sustainability risks are identified, the Investment Manager works with EOS to engage with companies to address those risks. Engagement occurs through meetings with management and the exercise of voting rights. Engagement seeks develop a plan to address the issue and deliver positive change within set time periods. Where there is engagement with a company, a four-step milestone approach will be implemented to: (i) raise the issue at the appropriate level within the company; (ii) confirm that the company accepts that the issue must be addressed; (iii) develop a plan to address the issue; and (iv) implement the plan satisfactorily. Where a company is not receptive to engagement on sustainability risks, or makes insufficient progress in addressing them over time, it will lower the company's QESG score, which may result in divestment from that company.

Exclusions: The Investment Manager will not invest in companies that generate over 0% of their revenues from the production of Controversial Weapons.

What are the binding elements of the investment strategy used to select the investments to attain each of the environmental or social characteristics promoted by this financial product?

- The percentage of ESG-analysed companies in the Fund will always be between 90%-100%.
- The Investment Manager will not invest in companies whose QESG score is in the lowest 20%.
- The Investment Manager will not invest in companies that generate over 0% of their revenues from the manufacture of Controversial Weapons or by providing either an essential and/or tailor-made product or service to the manufacturers of Controversial Weapons.

What is the committed minimum rate to reduce the scope of the investments considered prior to the application of that investment strategy?

Not applicable.

What is the policy to assess good governance practices of the investee companies?

As part of the investment strategy, the Investment Manager assesses the corporate governance of a company by reference to its policy on good governance and through the use of the Investment Manager's proprietary corporate governance tool and qualitative analysis, including insights from its own research and EOS. In considering good governance, the Investment Manager will assess, among

The investment strategy guides investment decisions based on factors such as investment objectives and risk tolerance.

Good governance practices include sound management structures, employee relations, remuneration of staff and tax compliance.

other things, a company's management structure, employee relations, staff remuneration and compliance with applicable tax rules.

A company is considered to be following good governance practices if the factors set forth above, and any other factors determined to be material by the Investment Manager, (i) meet any one of the following criteria:

- the company's corporate governance is in line with the best practices as defined by EOS in the Responsible Ownership Principles and Regional Corporate Governance Principles documents; or*
- the company's corporate governance is determined to be in-line with peers both in industry and/or region, taking into account the size of the issuer and how that may affect the governance of the issuer in the long-term, or*
- the Investment Manager and/or EOS is engaging with the company to address enhancements to the company's governance practices, as further detailed in the section of this annex titled "What investment strategy does this financial product follow?"*

or, (ii) when viewed collectively, are determined by the Investment Manager to adequately meet the criteria set forth above.

A company is presumed not to be following good governance practices if there have been abuses of power or severe controversies involving the relevant company, which have not been mitigated through subsequent demonstrative actions.

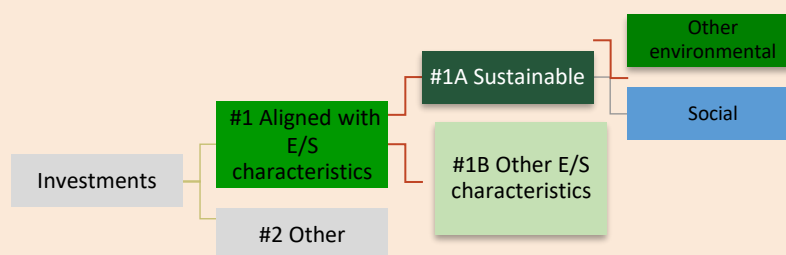
Further information on the Investment Manager's good governance policy and the EOS Responsible Ownership Principles and Regional Corporate Governance Principles can be found at <http://www.hermes-investment.com/sustainability-related-disclosures>



What is the asset allocation planned for this financial product

Asset allocation

describes the share of investments in specific assets.



#1 Aligned with E/S characteristics includes a minimum of 90% of the Fund's investments will be in companies who meet the characteristics promoted by the Fund and can evidence good governance practices in accordance with the Investment Manager's policy on good governance, as outlined above.

#2 Other includes the remaining investments of the Fund, may be held for efficient portfolio management and cash management purposes. These investments include derivatives to gain exposure to equities and/or equity related securities and/or Eligible CIS and/or gain exposure to financial indices, hold cash and/or invest in money market collective investment schemes (to, for example, equitise cash).

The category **#1 Aligned with E/S characteristics** covers:

- The sub-category **#1A Sustainable** covers sustainable investments with environmental or social objectives. A minimum of 15% of the Fund's investments will be in sustainable investments as outlined above
- The sub-category **#1B Other E/S characteristics** covers the remainder of this category, which will be investments aligned with the environmental or social characteristics but do not qualify as sustainable investments.

● How does the use of derivatives attain the environmental or social characteristics promoted by the financial product?

The use of derivatives does not contribute to the attainment of the Fund's environmental or social characteristics. The Fund may use derivatives to gain exposure to equities and/or equity-related securities and/or Eligible CIS. The decision to utilise these instruments may be made for reasons such as efficiency (i.e. it may be cheaper to gain exposure to an underlying investment than to purchase the investment directly). They may also be used for efficient portfolio management purposes (for example, to assist in cash flow management, for cost effectiveness and for gaining exposure to certain markets and securities in a quicker and/or more efficient manner).

Taxonomy-aligned activities are expressed as a share of:

- **turnover** reflecting the share of revenue from green activities of investee companies
- **capital expenditure** (CapEx) showing the green investments made by investee companies, e.g. for a transition to a green economy.
- **operational expenditure** (OpEx) reflecting green operational activities of investee companies.



To what minimum extent are sustainable investments with an environmental objective aligned with the EU Taxonomy?


The investments underlying this Fund do not take into account the EU criteria for environmentally sustainable economic activities, as defined under the Taxonomy Regulation (EU) 2020/852. As such the Fund will have a minimum of 0% Taxonomy-alignment.

● Does the financial product invest in fossil gas and/or nuclear energy related activities that comply with the EU Taxonomy¹?

¹ Fossil gas and/or nuclear related activities will only comply with the EU Taxonomy where they contribute to limiting climate change ("climate change mitigation") and do not significantly harm any EU Taxonomy objectives - see explanatory note in the left hand margin. The full criteria for fossil gas and nuclear energy economic activities that comply with the EU Taxonomy are laid down in Commission Delegated Regulation (EU) 2022/1214.

Enabling activities directly enable other activities to make a substantial contribution to an environmental objective.

Transitional activities are activities for which low-carbon alternatives are not yet available and among others have greenhouse gas emission levels corresponding to the best performance.

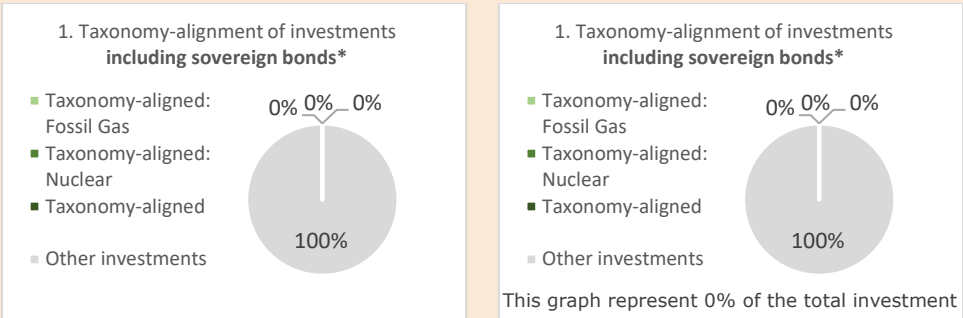
 are sustainable investments with an environmental objective that **do not take into account the criteria** for environmentally sustainable economic activities under the EU Taxonomy.

☐ Yes:

☐ In fossil gas
 ☐ In nuclear energy

☒ No

The two graphs below show in green the minimum percentage of investments that are aligned with the EU Taxonomy. As there is no appropriate methodology to determine the taxonomy-alignment of sovereign bonds*, the first graph shows the Taxonomy alignment in relation to all the investments of the financial product including sovereign bonds, while the second graph shows the Taxonomy alignment only in relation to the investments of the financial product other than sovereign bonds.



*For the purpose of these graphs, ‘sovereign bonds’ consist of all sovereign exposures

● **What is the minimum share of investments in transitional and enabling activities?**

Not Applicable



What is the minimum share of sustainable investments with an environmental objective that are not aligned with the EU Taxonomy?

While the Fund commits to a minimum of 15% in sustainable investments, due to the proposed dynamic allocation between environmentally and socially sustainable investments, respectively, a minimum of 6% of the investments underlying this Fund will be invested in sustainable investments with an environmental objective that is not aligned with the Taxonomy.



What is the minimum share of socially sustainable investments?

While the Fund commits to a minimum of 15% in sustainable investments, due to the proposed dynamic allocation between environmentally and socially sustainable investments, respectively, a minimum of 6% of the investments underlying this Fund will be invested in sustainable investments with a social objective.



What investments are included under “#2 Other”, what is their purpose and are there any minimum environmental or social safeguards?

Investments included under “#2 Other” may be held for efficient portfolio management and cash management purposes. These investments include derivatives to gain exposure to equities and/or equity related securities and/or Eligible CIS and/or gain exposure to financial indices, hold cash and/or invest in money market collective investment schemes (to, for example, equitise cash).



Is a specific index designated as a reference benchmark to determine whether this financial product is aligned with the environmental and/or social characteristics that it promotes?

Yes. The MSCI All Country World Index is used as a reference for determining whether the Fund achieves favourable ESG characteristics. This is achieved via a comparison of the Fund's QESG score relative to the benchmark.

- **How is the reference benchmark continuously aligned with each of the environmental or social characteristics promoted by the financial product?**

The MSCI All Country World Index is a broad market index that does not take into account any ESG or Sustainability criteria. The reference benchmark is therefore not continuously aligned with the environmental and social characteristics promoted by the Fund. It is used as a comparator to evidence whether the Fund's positive ESG tilt is being achieved relative to a relevant broad market index.

- **How is the alignment of the investment strategy with the methodology of the index ensured on a continuous basis?**

The methodology of the strategy and the index are not aligned, the index serves as a comparator for financial and ESG performance only.

- **How does the designated index differ from a relevant broad market index?**

The designated index does not differ from a broad market index.

- **Where can the methodology used for the calculation of the designated index be found?**

Further information relating to the designated index can be found at <https://www.msci.com>



Where can I find more product specific information online?

More product-specific information can be found on the website:

More product specific information can be found via:

<https://www.hermes-investment.com/products>

Reference benchmarks are indexes to measure whether the financial product attains the environmental or social characteristics that they promote.